



**MOESK**

## MOESK Share Trading Weekly Overview

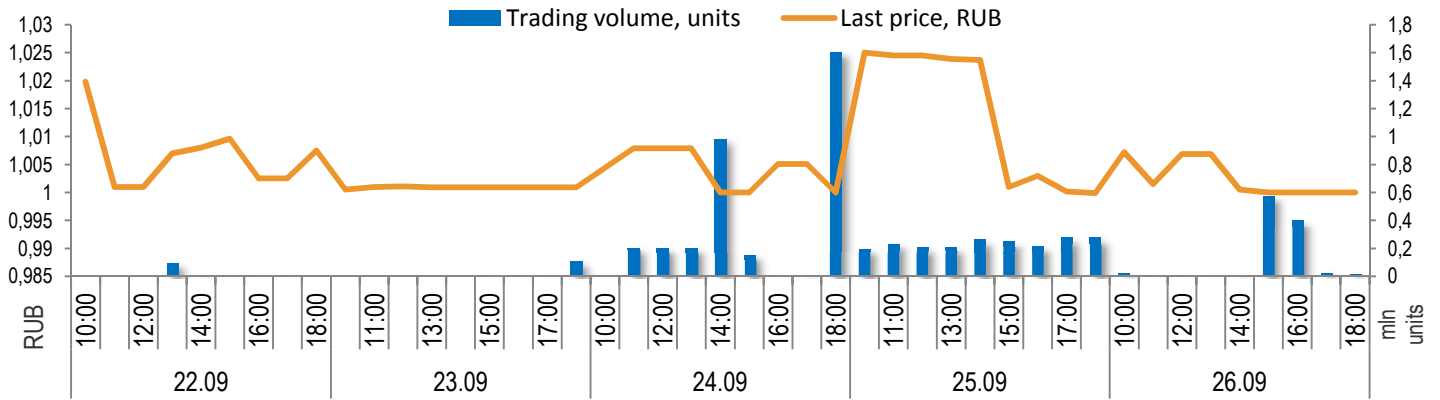
QUOTATION LIST:	A1
MICEX TICKER:	MSRS
SHARES OUTSTANDING:	48 707 091 574 units
NOMINAL VALUE:	50 kop.
FREE-FLOAT:	8,56 %

Moscow

22.09.2014-26.09.2014



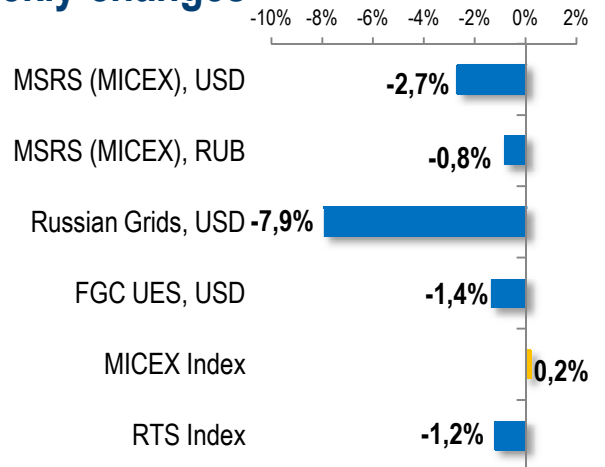
### Trading price and volume chart



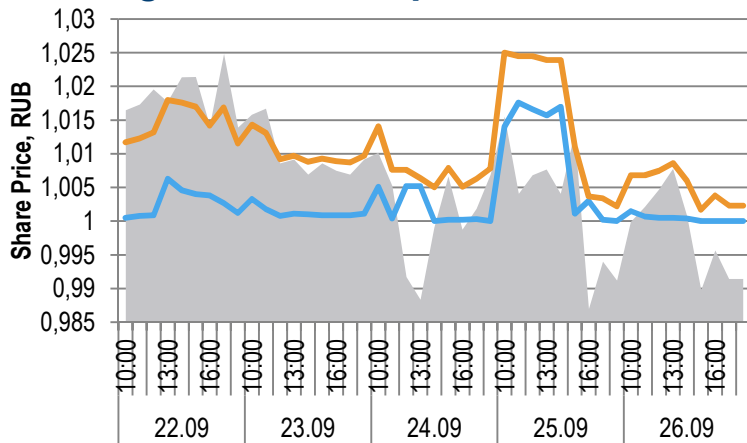
### Trading details

Indicator	Meas. unit	Value
Last day closing price	Rub.	1,000
Last day weighted average price	Rub.	1,000
Quantity of trades (complete + incomplete lots)	units	1 334
Weekly trade volume	mln \$	0,17
Weekly trade volume	mln units	6,4

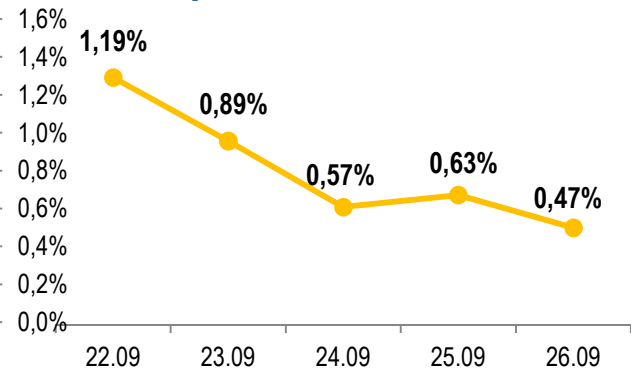
### Weekly changes



### Changes in ask-bid prices



### Ask-bid spread



Spread, % Bid price Ask price

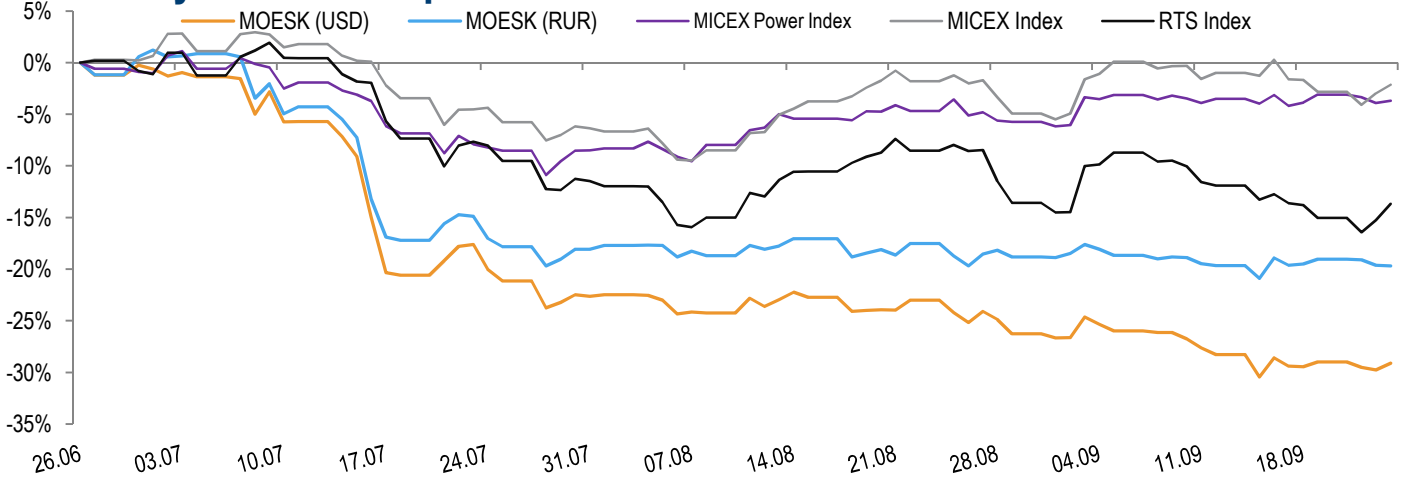


**MOESK**

Share Prices  
Analysis

moesk.ru

## Share dynamics compared with MICEX and RTS indices

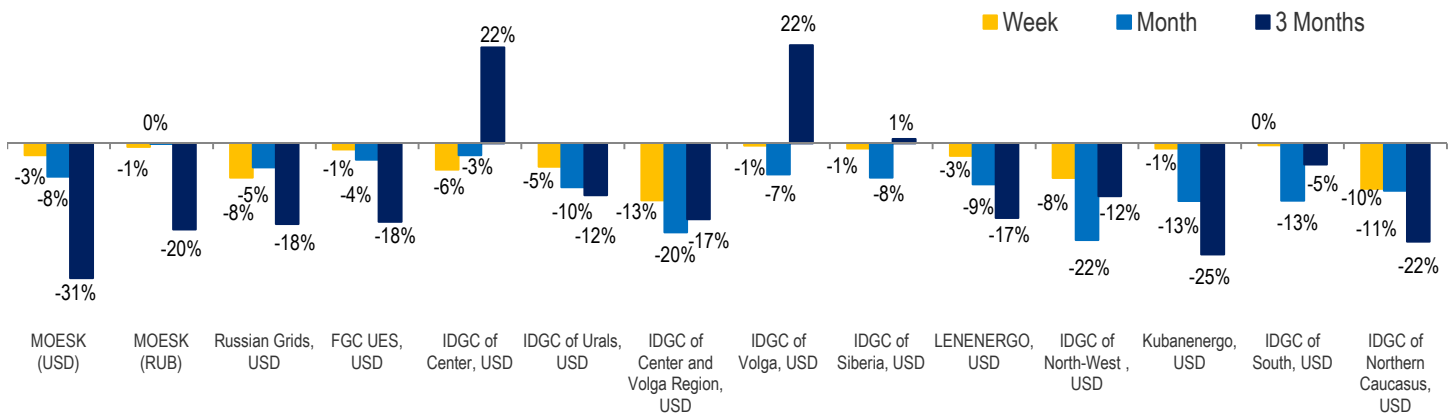


## Share price dynamics in details

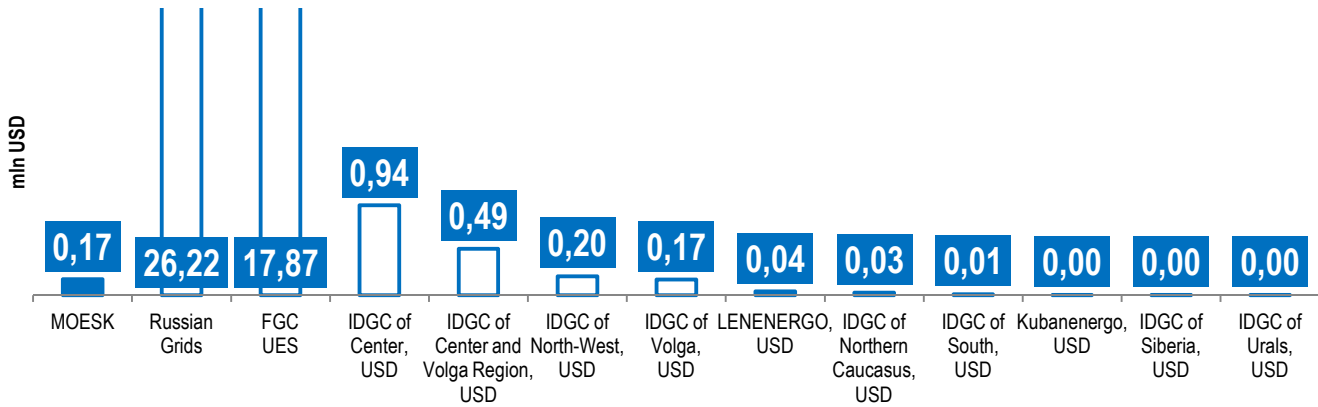
	MOESK (USD)	MOESK (RUR)	MICEX Power Index	MICEX Index	RTS Index	RTS Electric Utilities Index
Week	-2,7%	-0,8%	-2,4%	0,2%	-1,2%	-3,6%
Month	-7,6%	0,0%	-100,0%	-0,6%	-8,2%	-8,1%
3 Months	-30,9%	-19,7%	-100,0%	-2,6%	-16,1%	-18,6%

	MOESK (USD)		MOESK (RUR)	
	MAX	MIN	MAX	MIN
Week	0,026	0,026	1,008	1,000
Month	0,028	0,026	1,026	0,985
3 Months	0,037	0,026	1,260	0,985

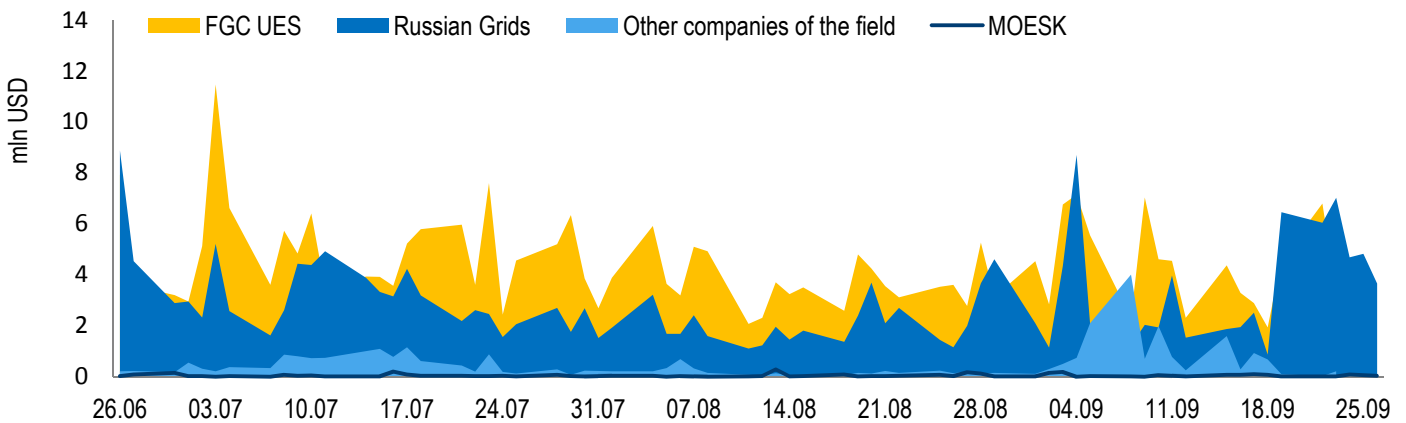
## Market cap dynamics compared with Russian peers



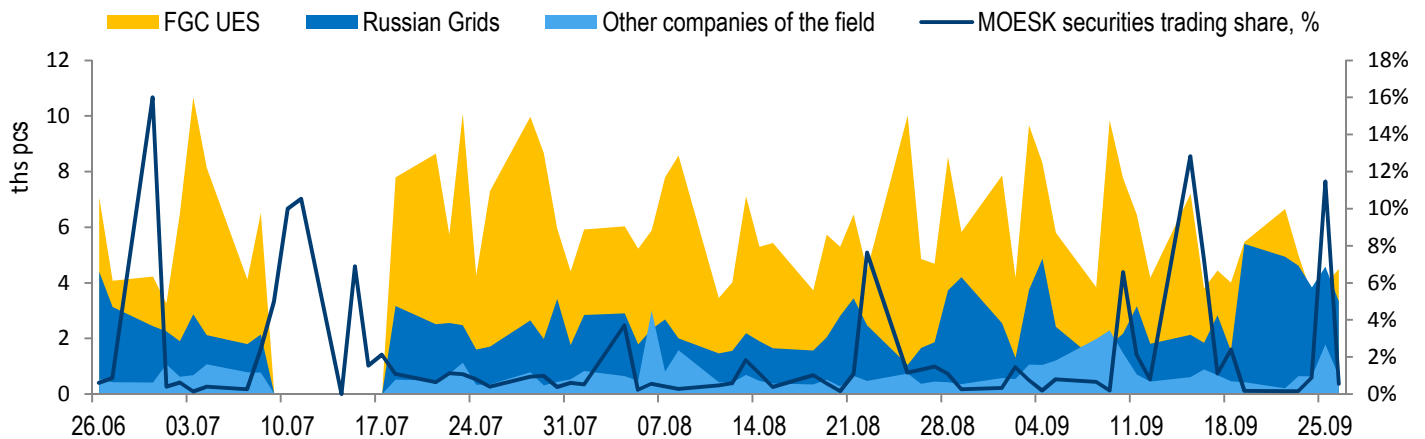
## Electric utilities share trade volume within the week



## Share trade volume of electric utilities (1)



## Number of trades with electric utilities' securities(1)



Note: (1) graph database: FGC UES, Russian Grids, IDGC of Center, IDGC of North-West, IDGC of Urals, IDGC of Siberia, IDGC of Center and Volga Region, IDGC of Volga, IDGC of South, IDGC of Northern Caucasus, LENENERGO, Kubanenergo

**MOESK**

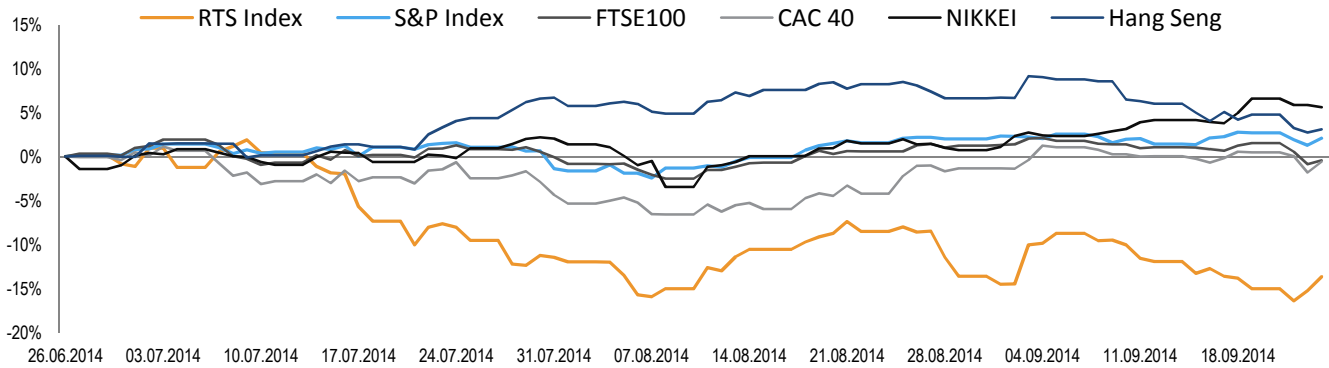
## Consensus estimates of MOESK shares

Company <sup>(1)</sup>	Analyst <sup>(1)</sup>	Recommendation <sup>(1)</sup>	Target price, rub. <sup>(1)</sup>	Potential <sup>(2)</sup>	Date <sup>(1)</sup>
Renaissance Capital	Vladimir Sklyar	Sell	0,62	-38 %	08/20/2014
BCS	Igor Goncharov	Hold	1,32	32 %	09/12/2014
Deutsche Bank	Dmitry Bulgakov	Sell	0,92	-8 %	08/25/2014
JPMorgan	Sergey Arinin	Underweight	0,70	-30 %	04/08/2014
Uralsib	Matvei Taits	Hold	1,49	49 %	09/01/2014
Otkritie Capital	Sergey Beiden	Buy	1,46	46 %	07/28/2014
VTB Capital	Mikhail Rasstrigin	Sell	0,92	-8 %	07/10/2014
RMG Securities	Sergei Pigarev	Under Review	-	-	09/08/2014
Gazprombank	Team coverage	Neutral	1,47	47 %	09/26/2014
			<b>Current price</b>	<b>1,000</b>	
			<b>Consensus</b>	<b>1,113</b>	<b>11,3 %</b>

Note: (1) Bloomberg data

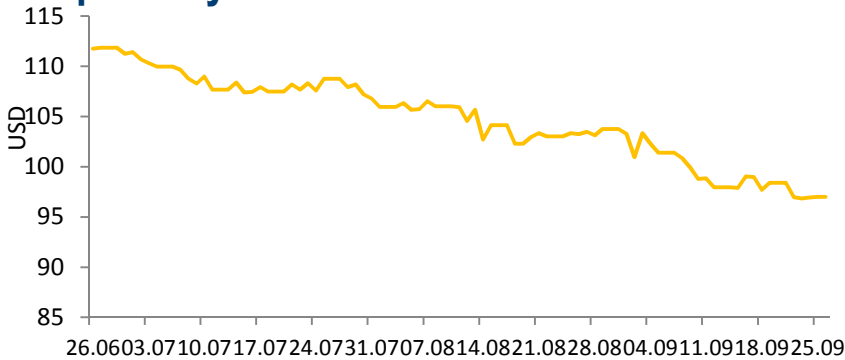
(2) Potential is calculated according to the following formula:  $(\text{target price}/\text{current price}-1)*100$

## Dynamics of main global stock exchange indexes



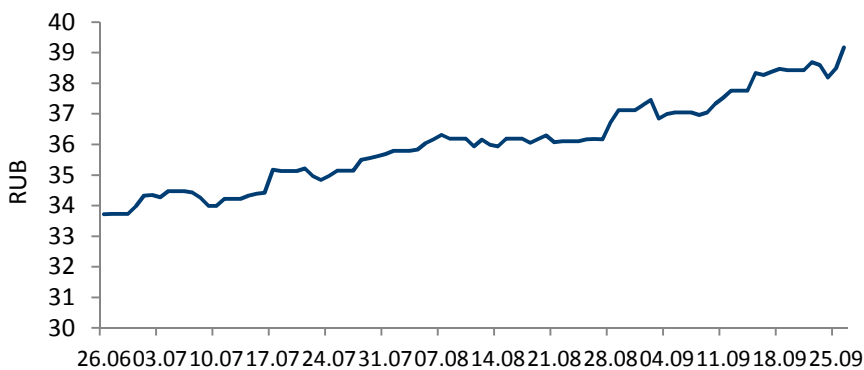
	RTS Index	S&P Index	FTSE100	CAC 40	NIKKEI	Hang Seng
Week	-1,20%	-1,37%	-2,76%	-1,49%	-0,56%	-2,58%
Month	-8,20%	-0,86%	-2,54%	0,03%	4,57%	-5,57%
3 Months	-16,06%	1,31%	-1,27%	-1,01%	6,02%	2,07%

## Oil price dynamics<sup>(1)</sup>



Oil price change	
Week	-1,41%
Month	-6,06%
3 Months	-13,20%

## USD/RUR currency rate dynamics



USD/RUR currency rate change	
Week	1,93%
Month	8,26%
3 Months	16,17%



**MOESK**

**Thank you for  
your attention!**

3, bld. 2, 2nd Paveletsky Passage, Moscow, 115114

Tel.: +7 (495) 980 1288,

Fax: +7(495) 585 1451

Investor Relations

Tel: +7 (495) 954 5772, +7 (495) 984 5774

E-mail: [IR@moesk.ru](mailto:IR@moesk.ru)

**[www.moesk.ru/en/](http://www.moesk.ru/en/)**