

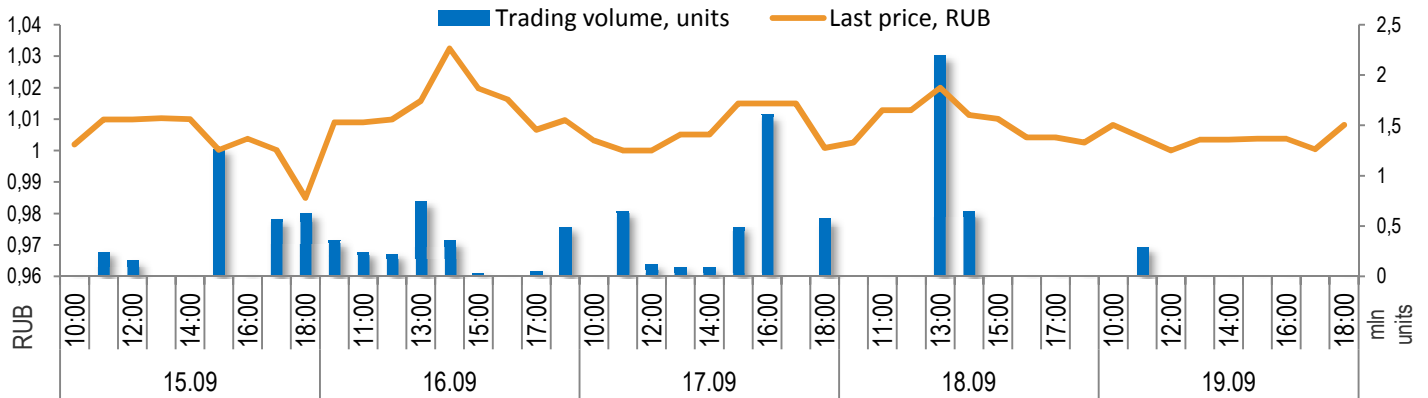


**MOESK**

## MOESK Share Trading Weekly Overview

QUOTATION LIST:	A1
MICEX TICKER:	MSRS
SHARES OUTSTANDING:	48 707 091 574 units
NOMINAL VALUE:	50 kop.
FREE-FLOAT:	8,56 %

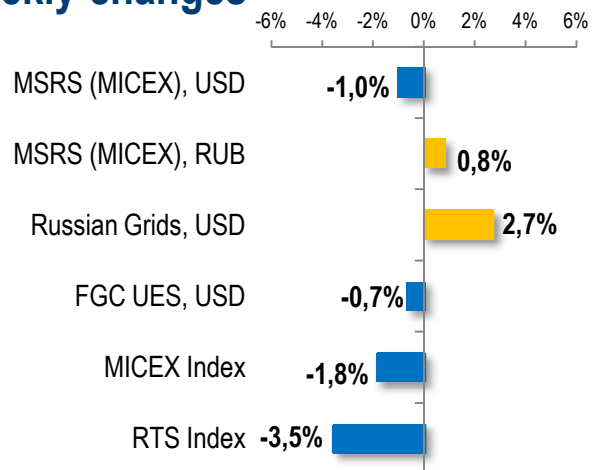
## Trading price and volume chart



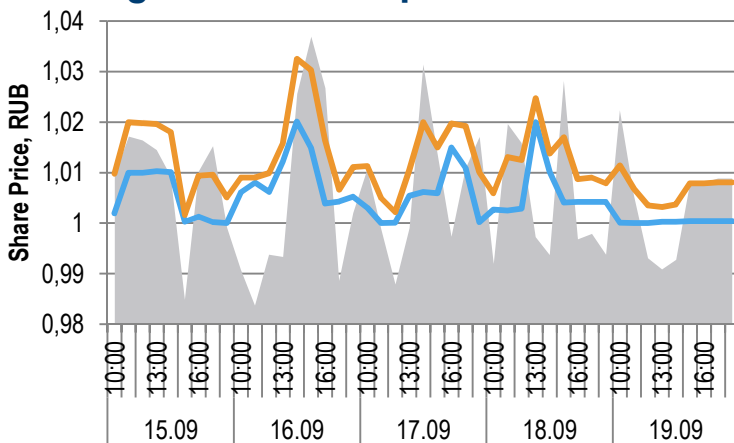
## Trading details

Indicator	Meas. unit	Value
Last day closing price	Rub.	1,008
Last day weighted average price	Rub.	1,001
Quantity of trades (complete + incomplete lots)	units	2 004
Weekly trade volume	mln \$	0,32
Weekly trade volume	mln units	12,2

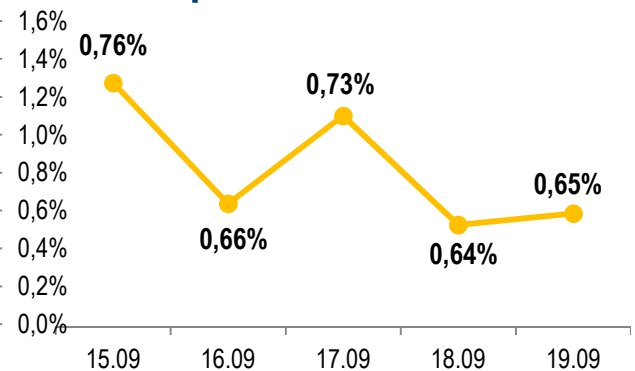
## Weekly changes



## Changes in ask-bid prices



## Ask-bid spread



Spread, %
  Bid price
  Ask price

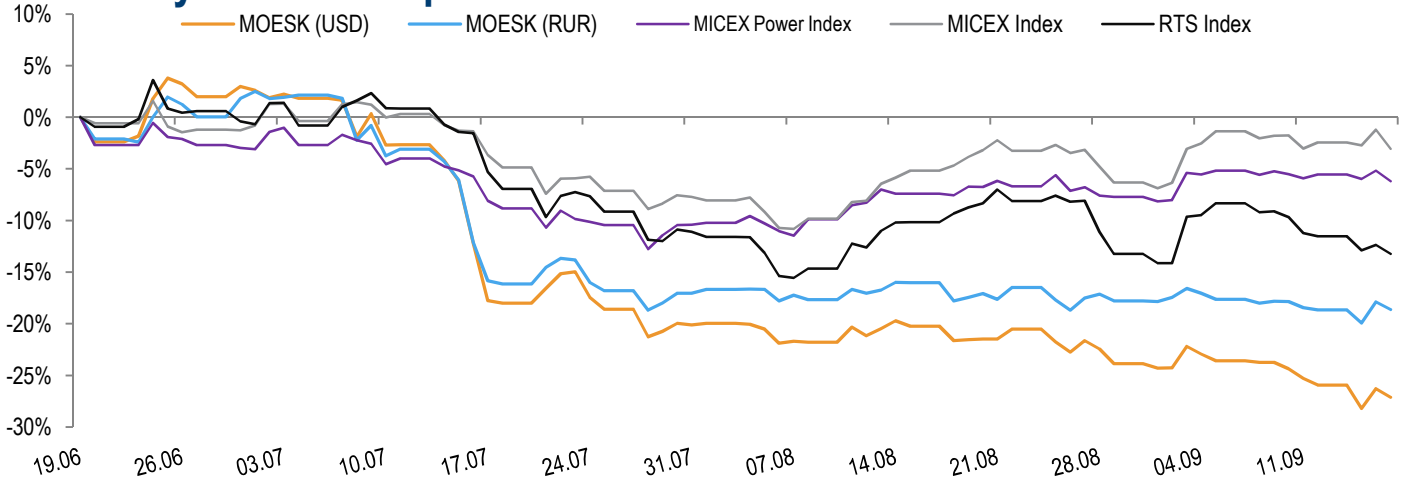


**MOESK**

Share Prices  
Analysis

moesk.ru

## Share dynamics compared with MICEX and RTS indices

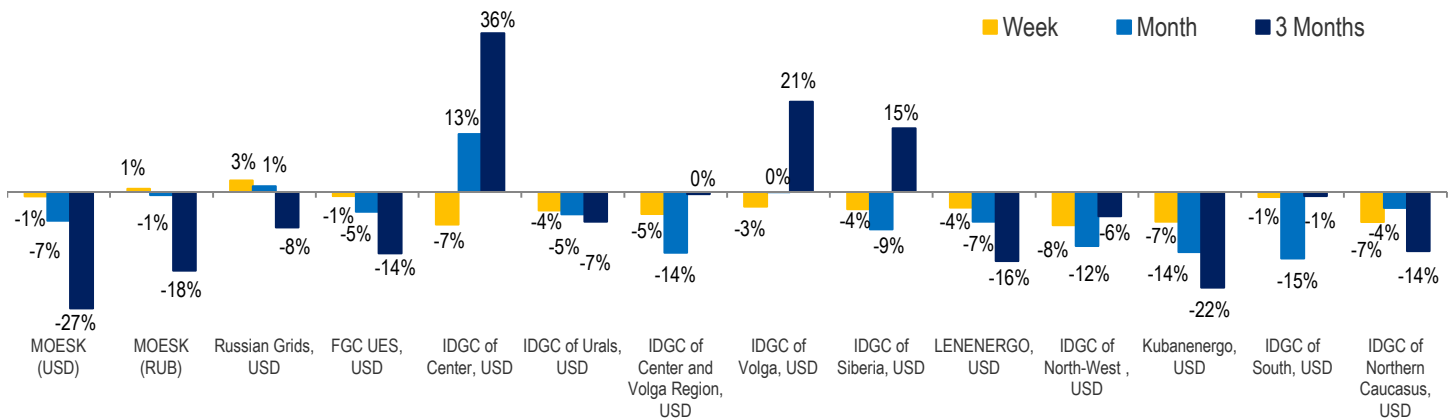


## Share price dynamics in details

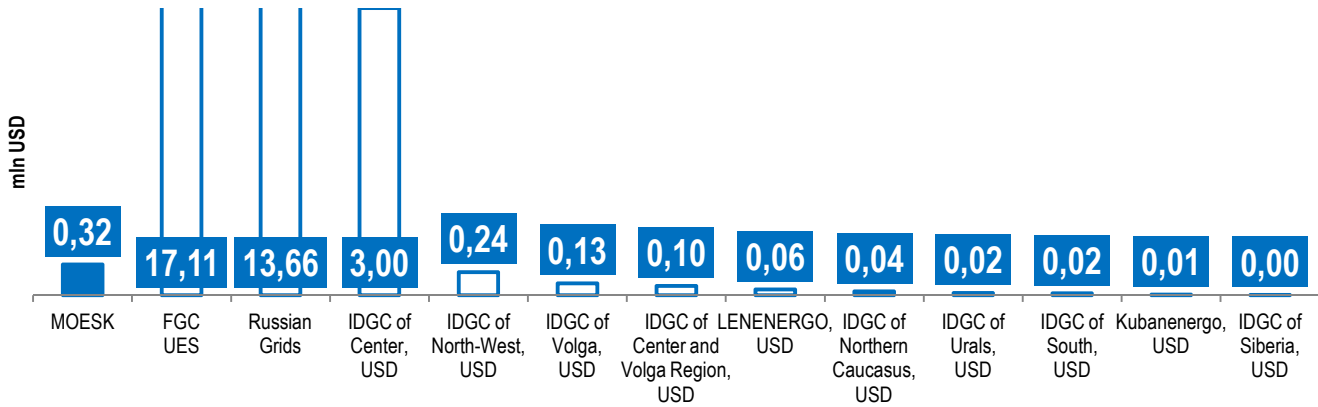
	MOESK (USD)	MOESK (RUR)	MICEX Power Index	MICEX Index	RTS Index	RTS Electric Utilities Index
Week	-1,0%	0,8%	0,4%	-1,8%	-3,5%	-1,5%
Month	-6,6%	-0,7%	1,7%	-0,4%	-6,5%	-4,8%
3 Months	-26,7%	-18,0%	-5,1%	-4,2%	-14,7%	-15,5%

	MOESK (USD)		MOESK (RUR)	
	MAX	MIN	MAX	MIN
Week	0,027	0,026	1,010	0,985
Month	0,028	0,026	1,027	0,985
3 Months	0,037	0,026	1,260	0,985

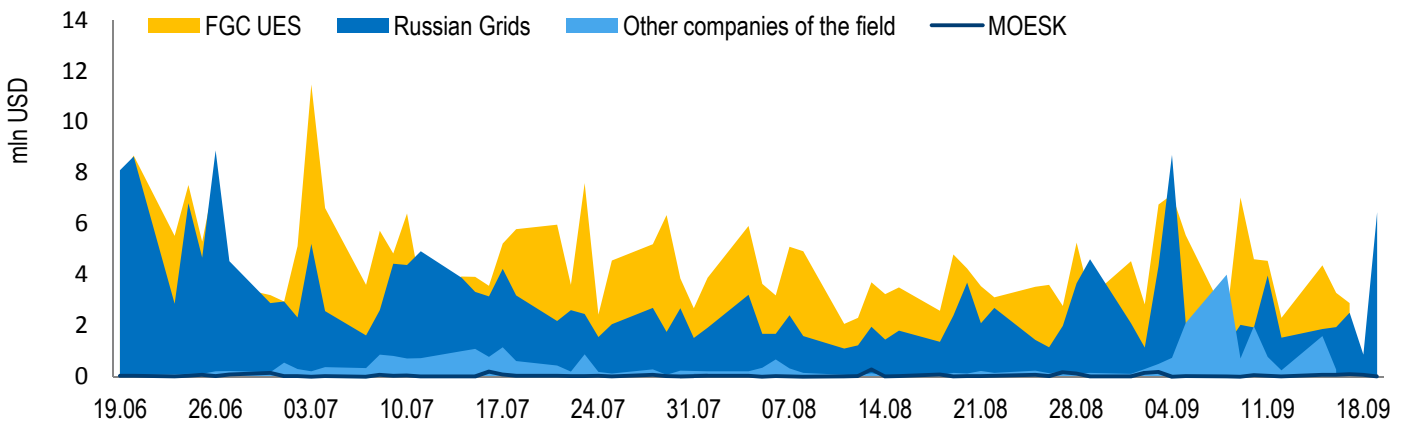
## Market cap dynamics compared with Russian peers



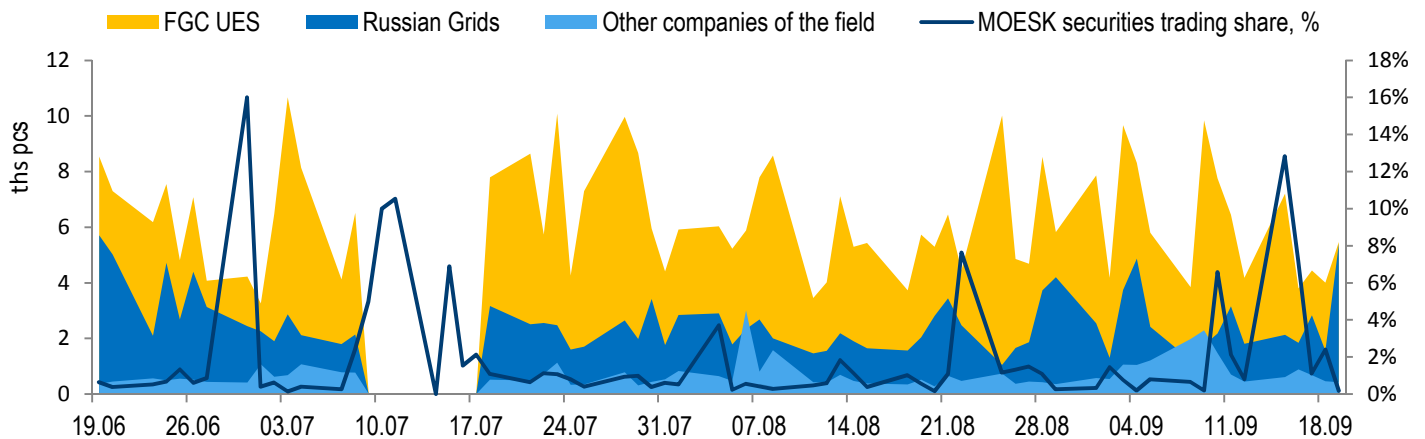
## Electric utilities share trade volume within the week



## Share trade volume of electric utilities (1)



## Number of trades with electric utilities' securities(1)



Note: (1) graph database: FGC UES, Russian Grids, IDGC of Center, IDGC of North-West, IDGC of Urals, IDGC of Siberia, IDGC of Center and Volga Region, IDGC of Volga, IDGC of South, IDGC of Northern Caucasus, LENENERGO, Kubanenergo



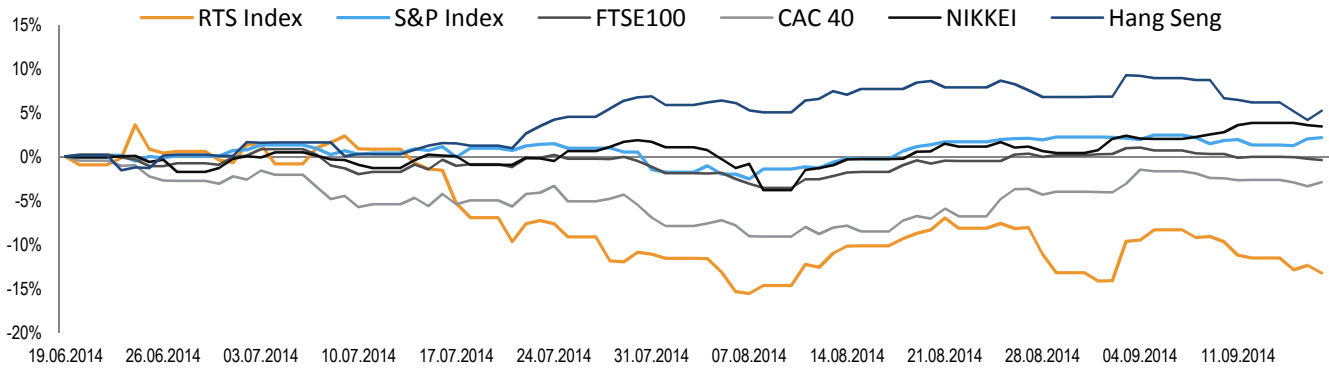
## Consensus estimates of MOESK shares

Company <sup>(1)</sup>	Analyst <sup>(1)</sup>	Recommendation <sup>(1)</sup>	Target price, rub. <sup>(1)</sup>	Potential <sup>(2)</sup>	Date <sup>(1)</sup>
Renaissance Capital	Vladimir Sklyar	Sell	0,62	-39 %	08/20/2014
BCS	Igor Goncharov	Hold	1,32	31 %	09/12/2014
Deutsche Bank	Dmitry Bulgakov	Sell	0,92	-9 %	08/25/2014
JPMorgan	Sergey Arinin	Underweight	0,70	-31 %	04/08/2014
Uralsib	Matvei Taits	Hold	1,49	48 %	09/01/2014
Otkritie Capital	Sergey Beiden	Buy	1,46	45 %	07/28/2014
VTB Capital	Mikhail Rasstrigin	Sell	0,92	-9 %	07/10/2014
RMG Securities	Sergei Pigarev	Under Review	-	-	09/08/2014
Gazprombank	Team coverage	Neutral	1,47	46 %	07/11/2014
			<b>Current price</b>	<b>1,008</b>	
			<b>Consensus</b>	<b>1,113</b>	<b>10,4 %</b>

Note: (1) Bloomberg data

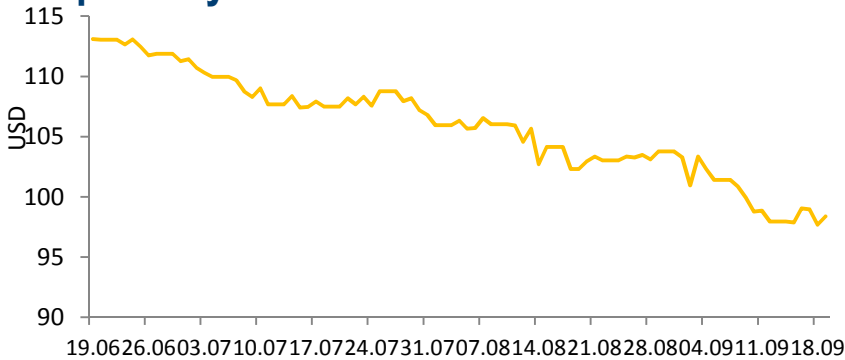
(2) Potential is calculated according to the following formula:  $(\text{target price}/\text{current price}-1)*100$

## Dynamics of main global stock exchange indexes



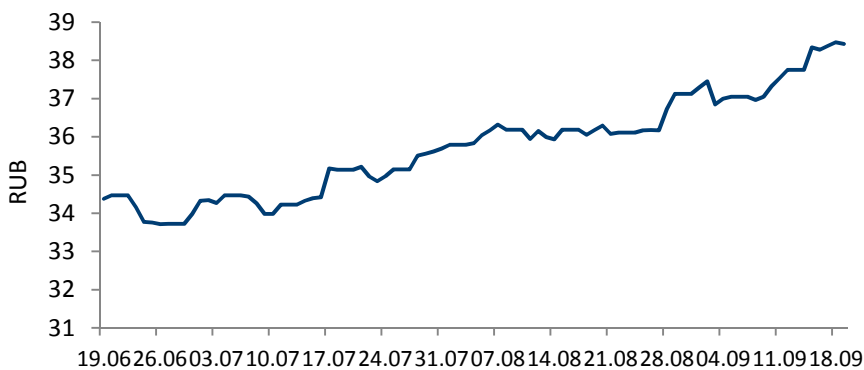
	RTS Index	S&P Index	FTSE100	CAC 40	NIKKEI	Hang Seng
Week	-3,55%	1,25%	0,45%	0,44%	2,34%	-1,18%
Month	-6,51%	1,45%	0,86%	4,86%	5,64%	-3,25%
3 Months	-14,68%	2,60%	0,44%	-2,23%	6,25%	4,91%

## Oil price dynamics<sup>(1)</sup>



Oil price change	
Week	0,44%
Month	-3,82%
3 Months	-13,00%

## USD/RUR currency rate dynamics



USD/RUR currency rate change	
Week	1,79%
Month	6,23%
3 Months	11,78%



**MOESK**

**Thank you for  
your attention!**

3, bld. 2, 2nd Paveletsky Passage, Moscow, 115114

Tel.: +7 (495) 980 1288,

Fax: +7(495) 585 1451

Investor Relations

Tel: +7 (495) 954 5772, +7 (495) 984 5774

E-mail: [IR@moesk.ru](mailto:IR@moesk.ru)

**[www.moesk.ru/en/](http://www.moesk.ru/en/)**