



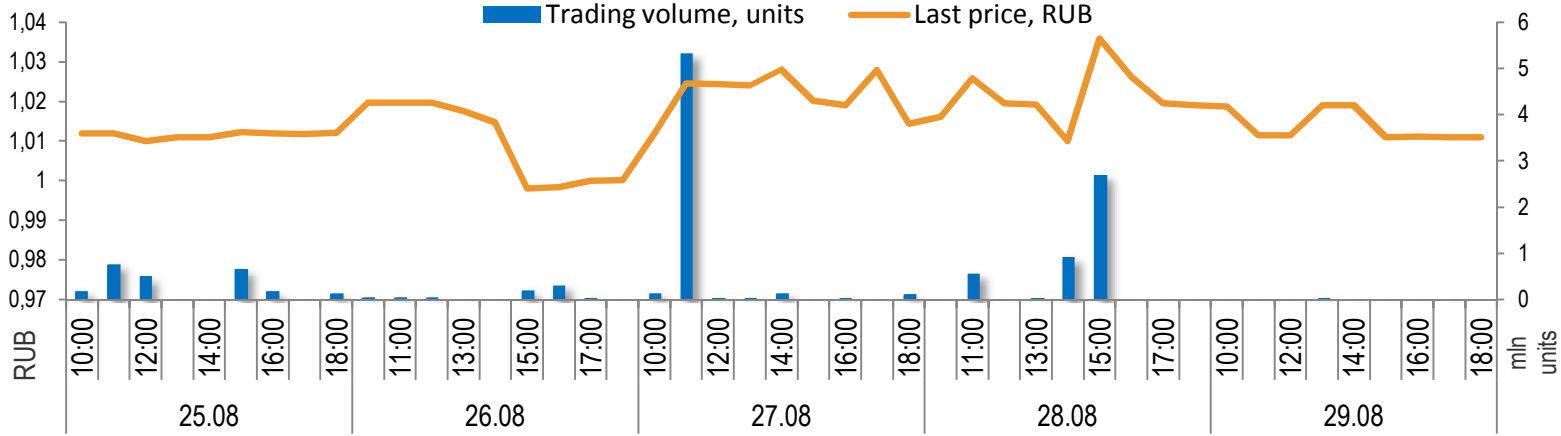
# MOESK

## MOESK Share Trading Weekly Overview

QUOTATION LIST:	A1
MICEX TICKER:	MSRS
SHARES OUTSTANDING:	48 707 091 574 units
NOMINAL VALUE:	50 kop.
FREE-FLOAT:	8,56 %



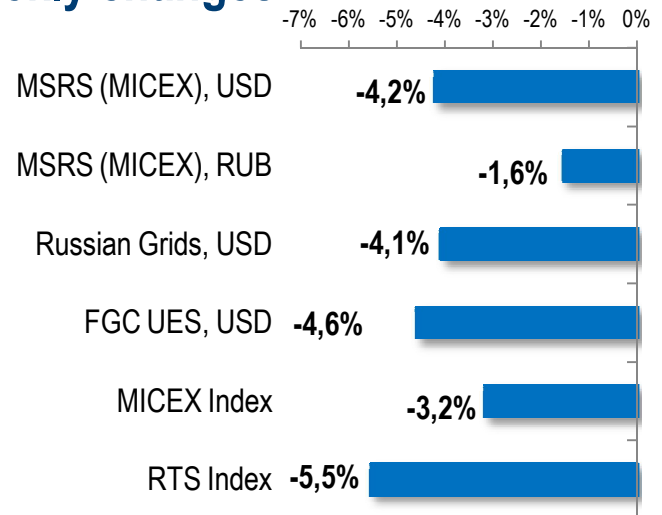
## Trading price and volume chart



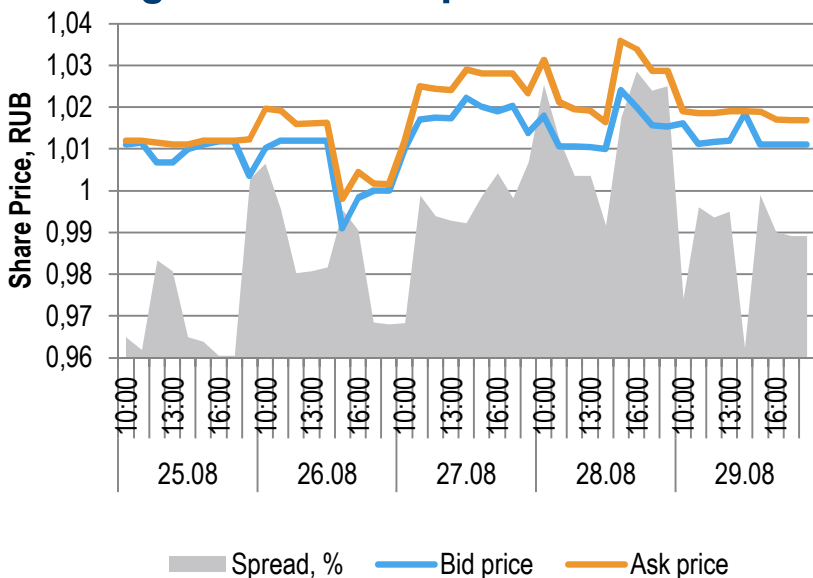
## Trading details

Indicator	Meas. unit	Value
Last day closing price	Rub.	1,011
Last day weighted average price	Rub.	1,016
Quantity of trades (complete + incomplete lots)	units	498
Weekly trade volume	mln \$	0,38
Weekly trade volume	mln units	13,5

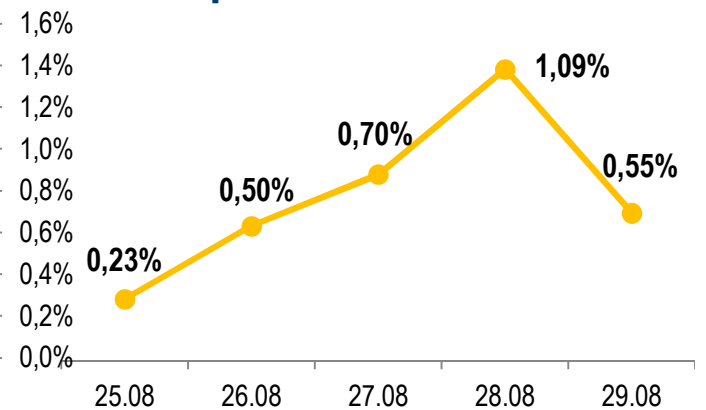
## Weekly changes



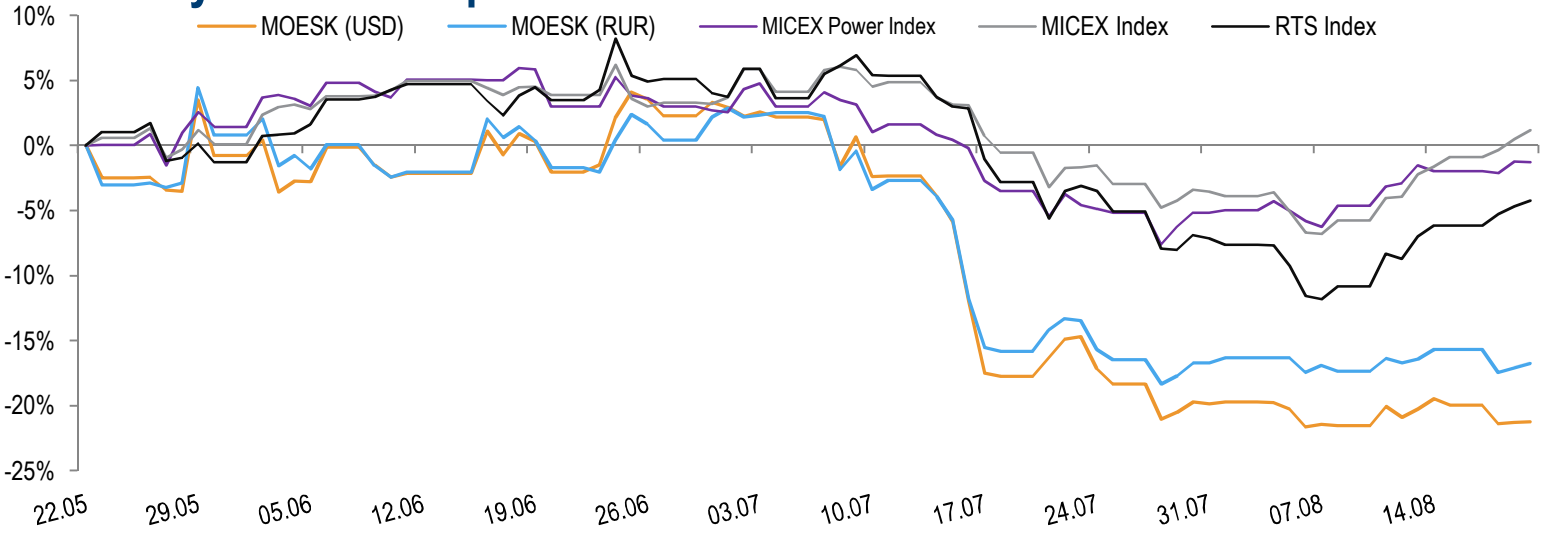
## Changes in ask-bid prices



## Ask-bid spread



### Share dynamics compared with MICEX and RTS indices

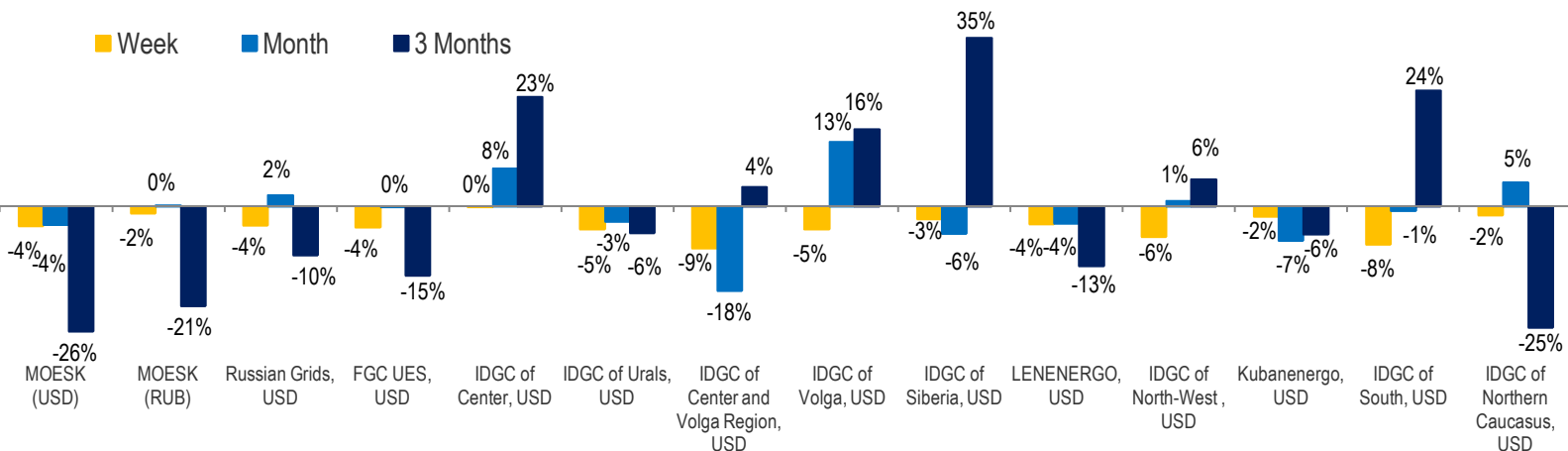


### Share price dynamics in details

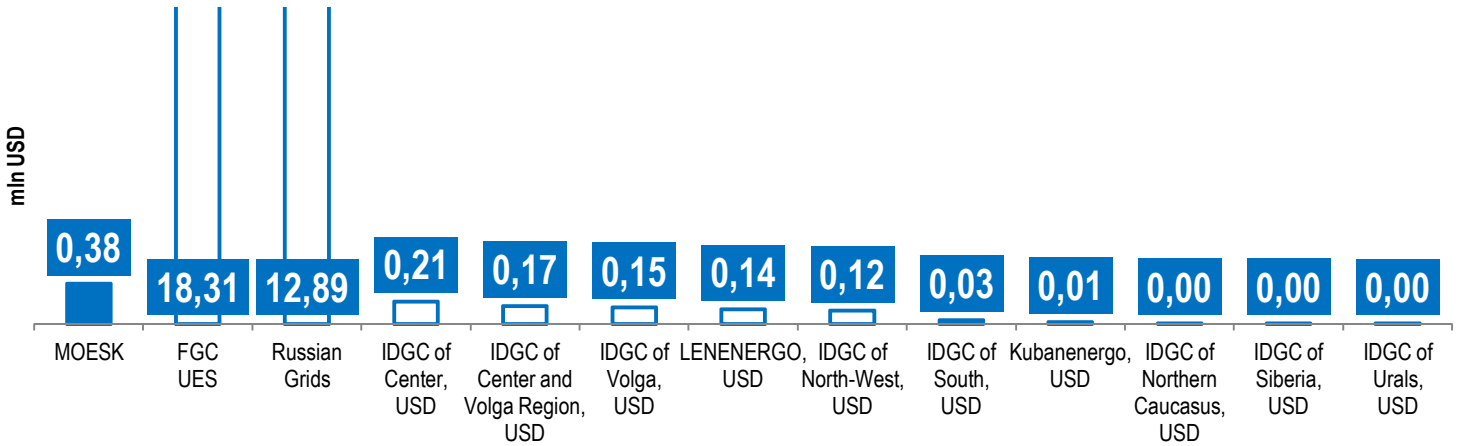
	MOESK (USD)	MOESK (RUR)	MICEX Power Index	MICEX Index	RTS Index	RTS Electric Utilities Index
Week	-4,2%	-1,6%	-1,1%	-3,2%	-5,5%	-3,6%
Month	-3,9%	0,3%	4,2%	2,3%	-1,4%	0,3%
3 Months	-26,2%	-21,0%	-4,7%	-3,2%	-9,5%	-11,3%

	MOESK (USD)		MOESK (RUR)	
	MAX	MIN	MAX	MIN
Week	0,028	0,028	1,027	1,000
Month	0,029	0,027	1,033	1,000
3 Months	0,037	0,027	1,280	1,000

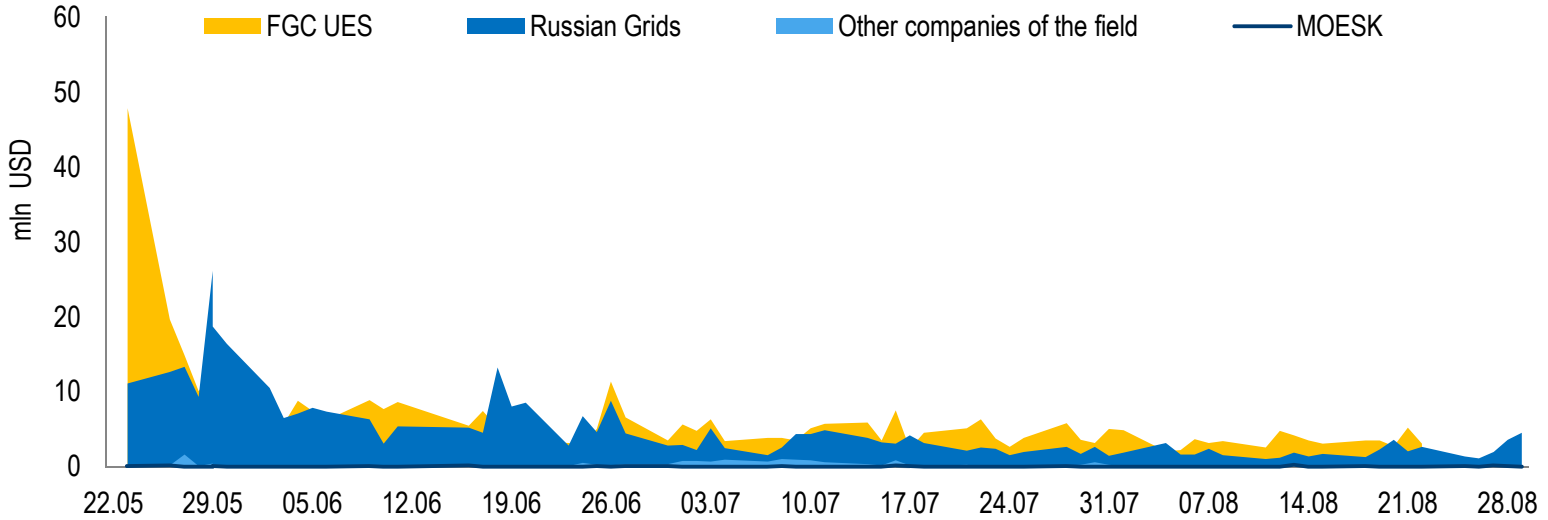
### Market cap dynamics compared with Russian peers



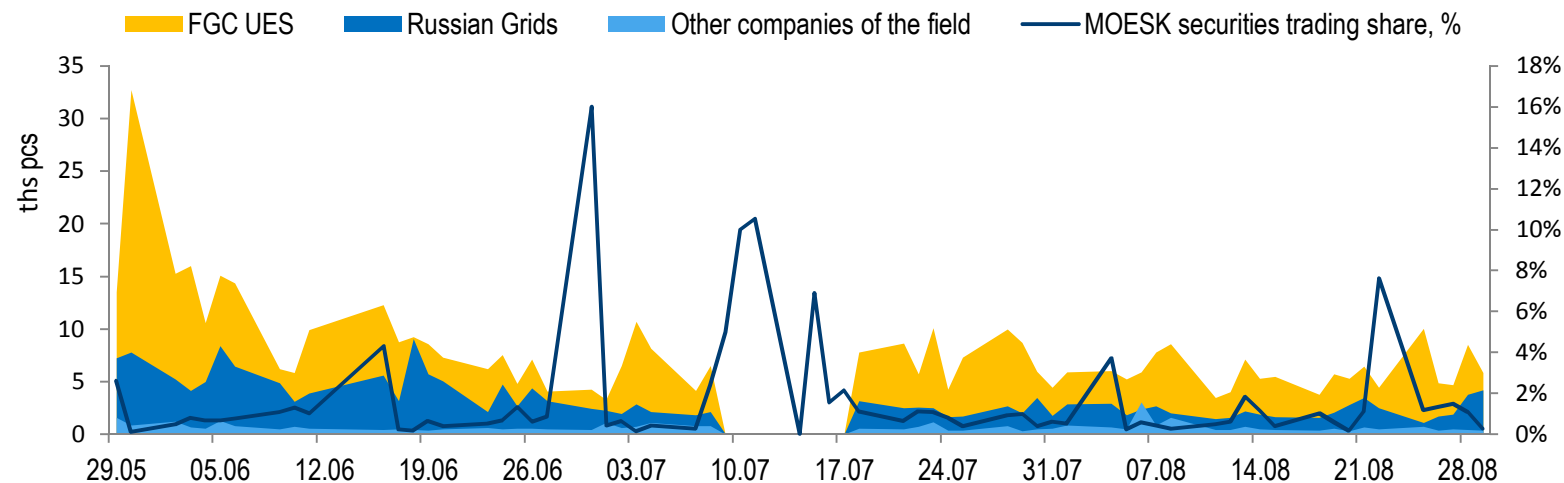
### Electric utilities share trade volume within the week



### Share trade volume of electric utilities (1)



### Number of trades with electric utilities' securities(1)



Note: (1) graph database: FGC UES, Russian Grids, IDGC of Center, IDGC of North-West, IDGC of Urals, IDGC of Siberia, IDGC of Center and Volga Region, IDGC of Volga, IDGC of South, IDGC of Northern Caucasus, LENENERGO, Kubanenergo

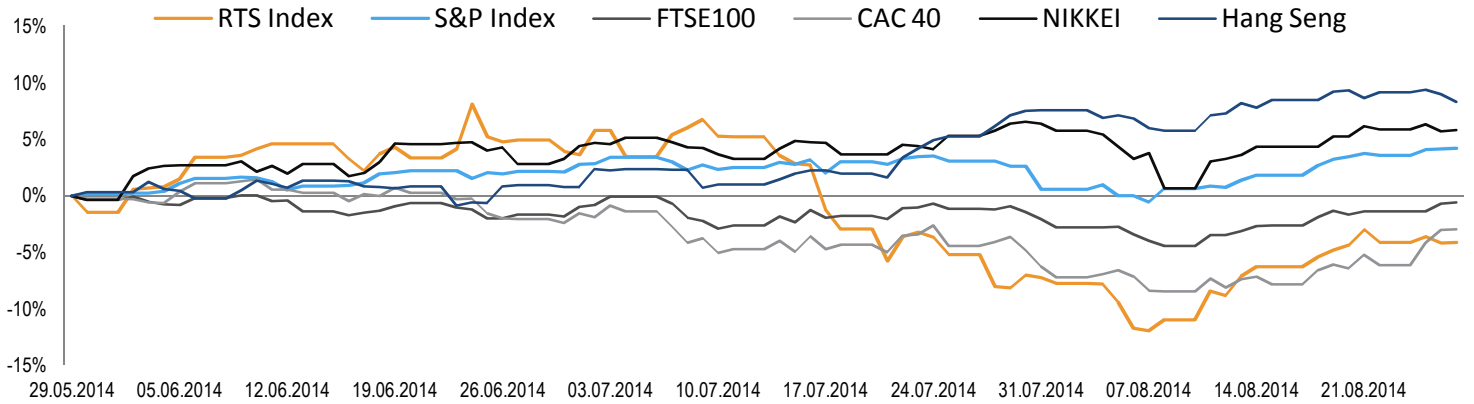
## Consensus estimates of MOESK shares

Company <sup>(1)</sup>	Analyst <sup>(1)</sup>	Recommendation <sup>(1)</sup>	Target price, rub. <sup>(1)</sup>	Potential <sup>(2)</sup>	Date <sup>(1)</sup>
Renaissance Capital	Vladimir Sklyar	Sell	0,62	-39 %	08/20/2014
BCS	Igor Goncharov	Hold	1,32	31 %	08/13/2014
Deutsche Bank	Dmitry Bulgakov	Sell	0,92	-9 %	04/03/2014
JPMorgan	Sergey Arinin	Underweight	0,70	-31 %	04/08/2014
Uralsib	Matvei Taits	Hold	1,30	29 %	01/15/2014
Otkritie Capital	Sergey Beiden	Buy	1,46	44 %	07/28/2014
VTB Capital	Mikhail Rasstrigin	Sell	0,92	-9 %	07/10/2014
RMG Securities	Sergei Pigarev	Speculative buy	1,53	51 %	07/28/2014
Gazprombank	Team coverage	Neutral	1,47	45 %	07/11/2014
			<b>Current price</b>	<b>1,011</b>	
			<b>Consensus</b>	<b>1,138</b>	<b>12,5%</b>

Note: (1) Bloomberg data

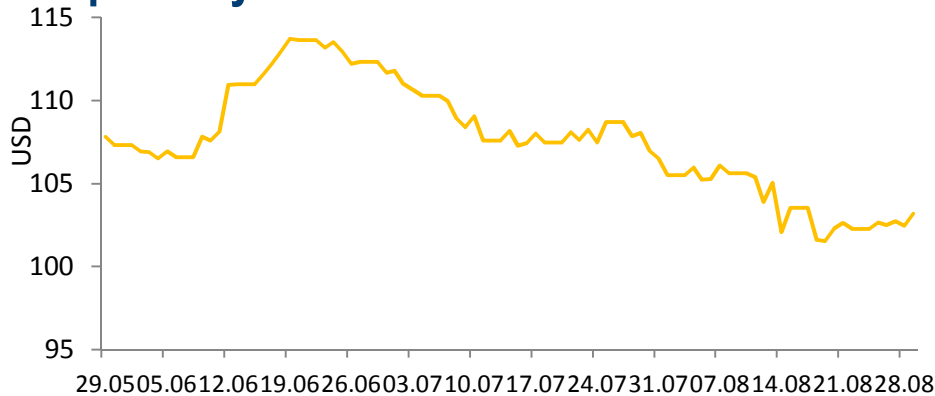
(2) Potential is calculated according to the following formula:  $(\text{target price}/\text{current price}-1)*100$

## Dynamics of main global stock exchange indexes



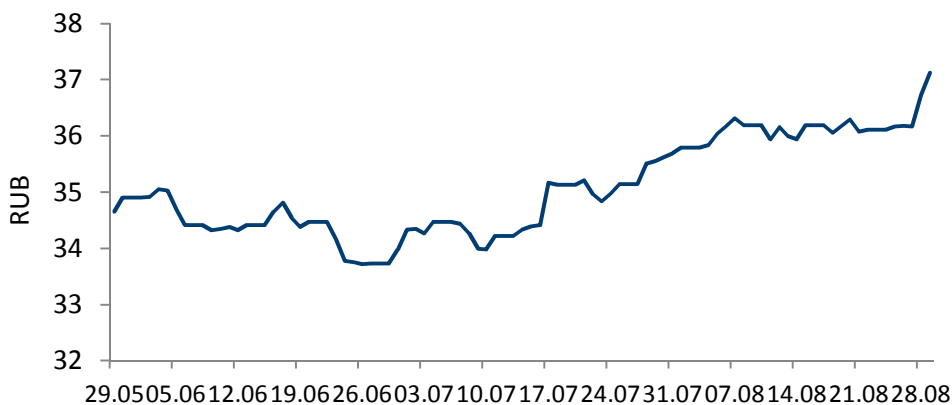
	RTS Index	S&P Index	FTSE100	CAC 40	NIKKEI	Hang Seng
Week	-5,54%	0,75%	0,66%	3,02%	-0,74%	-1,47%
Month	-1,41%	1,70%	0,18%	0,35%	-1,24%	0,41%
3 Months	-9,47%	4,34%	-0,75%	-3,30%	5,06%	7,53%

## Oil price dynamics<sup>(1)</sup>



Oil price change	
Week	0,88%
Month	-4,50%
3 Months	-4,30%

## USD/RUR currency rate dynamics



USD/RUB currency rate change	
Week	2,80%
Month	4,40%
3 Months	7,10%



**MOESK**

**Thank you for  
your attention!**

3, bld. 2, 2nd Paveletsky Passage, Moscow, 115114

Tel.: +7 (495) 980 1288,

Fax: +7(495) 585 1451

Investor Relations

Tel: +7 (495) 954 5772, +7 (495) 984 5774

E-mail: [IR@moesk.ru](mailto:IR@moesk.ru)

[www.moesk.ru/en/](http://www.moesk.ru/en/)