



**MOESK**

## MOESK Share Trading Weekly Overview

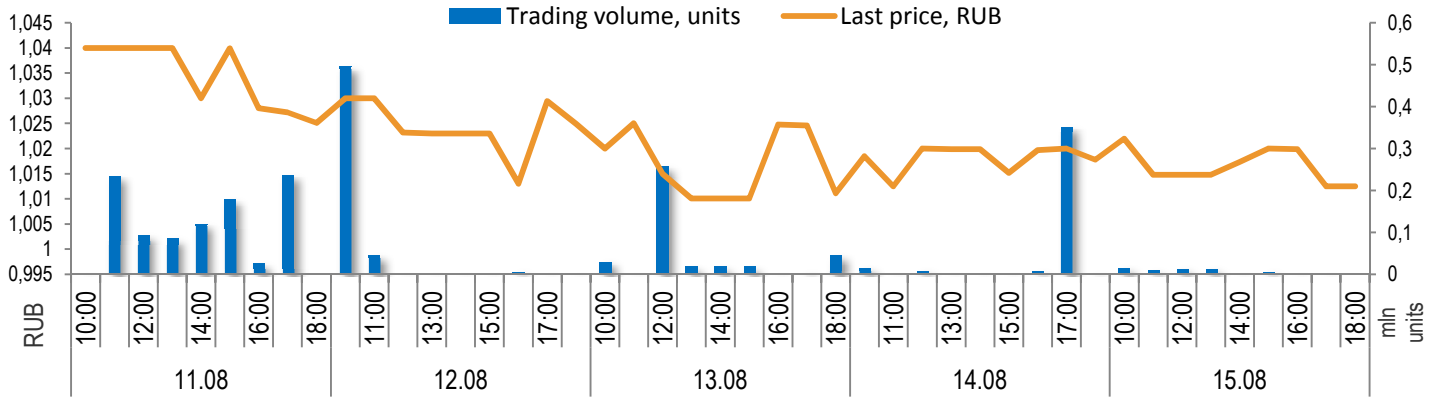
QUOTATION LIST:	A1
MICEX TICKER:	MSRS
SHARES OUTSTANDING:	48 707 091 574 units
NOMINAL VALUE:	50 kop.
FREE-FLOAT:	8,56 %

Moscow

11.08.2014-15.08.2014



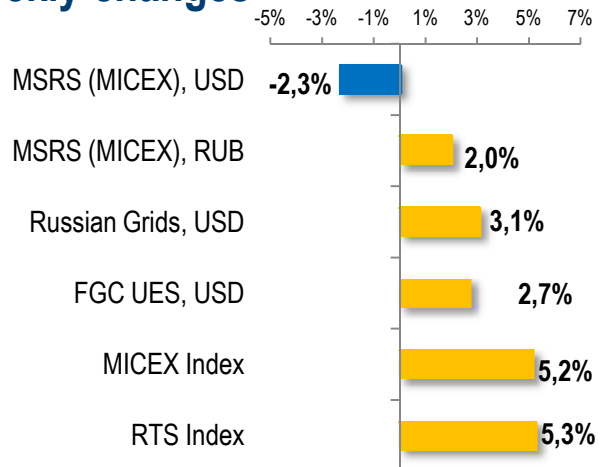
### Trading price and volume chart



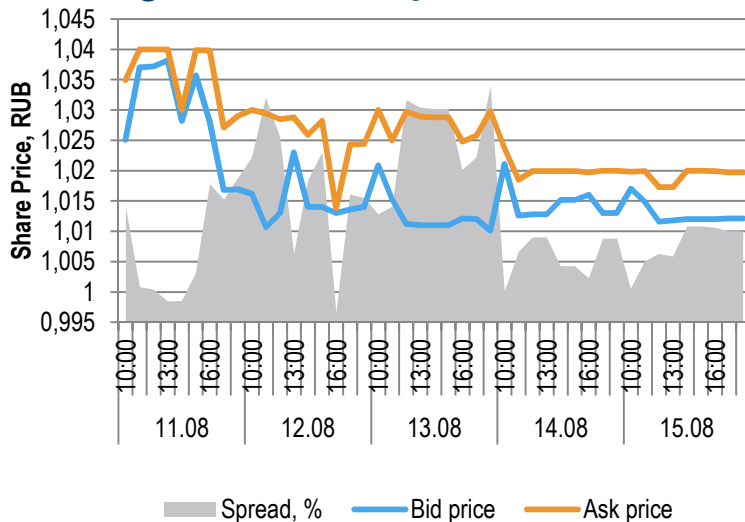
### Trading details

Indicator	Meas. unit	Value
Last day closing price	Rub.	1,033
Last day weighted average price	Rub.	1,018
Quantity of trades (complete + incomplete lots)	units	361
Weekly trade volume	mln \$	0,34
Weekly trade volume	mln units	12,0

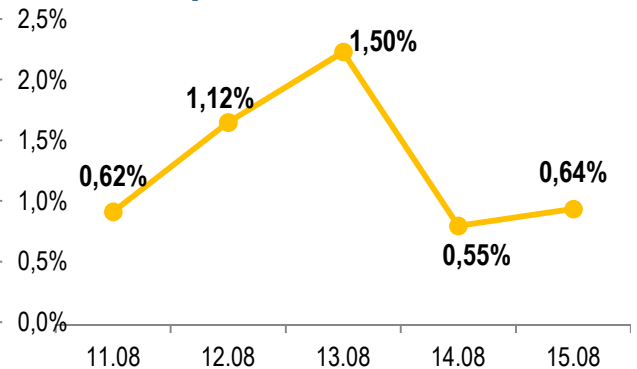
### Weekly changes



### Changes in ask-bid prices



### Ask-bid spread





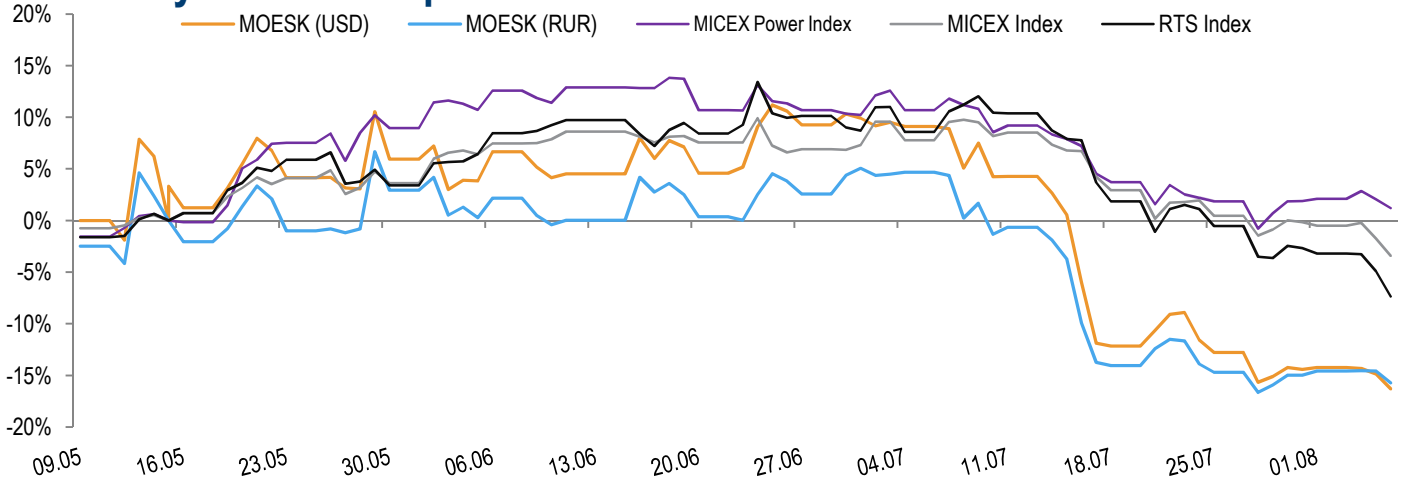
**MOESK**

Share Prices  
Analysis

moesk.ru

3

## Share dynamics compared with MICEX and RTS indices

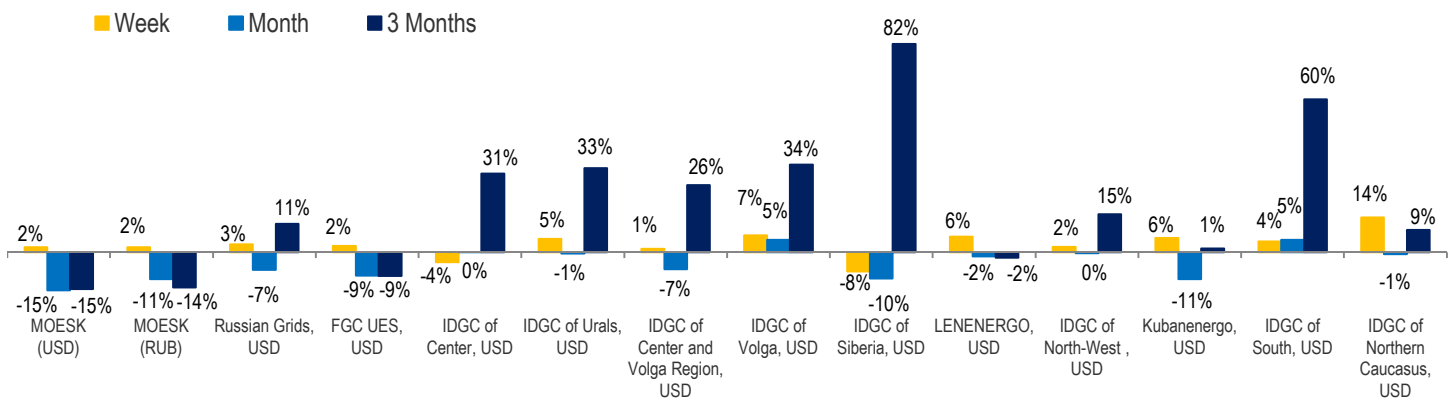


## Share price dynamics in details

	MOESK (USD)	MOESK (RUR)	MICEX Power Index	MICEX Index	RTS Index	RTS Electric Utilities Index
Week	-2,3%	2,0%	2,8%	5,2%	5,3%	2,7%
Month	-15,0%	-10,6%	-2,4%	-3,9%	-8,9%	-7,6%
3 Months	-14,6%	-13,9%	5,3%	2,6%	-1,6%	0,9%

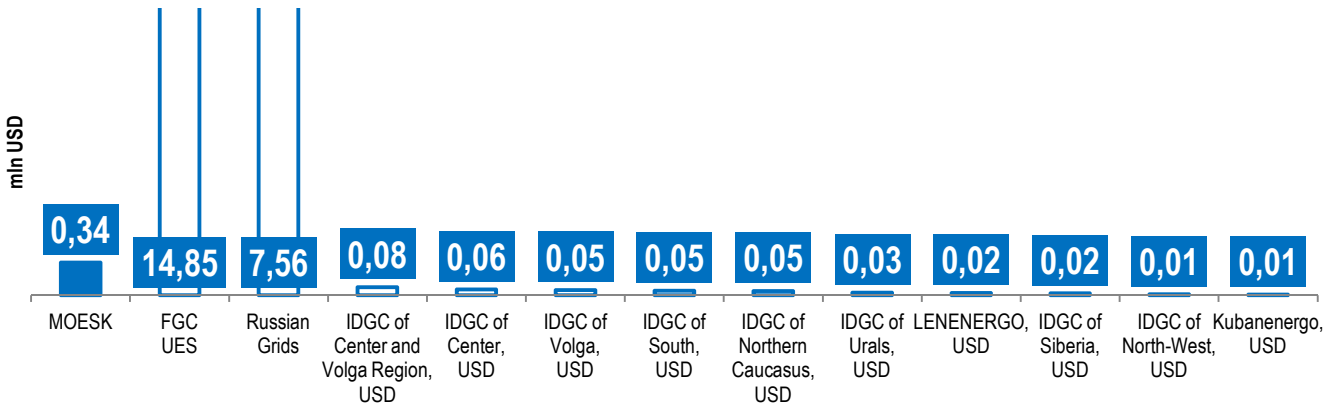
	MOESK (USD)		MOESK (RUR)	
	MAX	MIN	MAX	MIN
Week	0,029	0,028	1,025	1,011
Month	0,036	0,028	1,220	1,000
3 Months	0,037	0,028	1,280	1,000

## Market cap dynamics compared with Russian peers

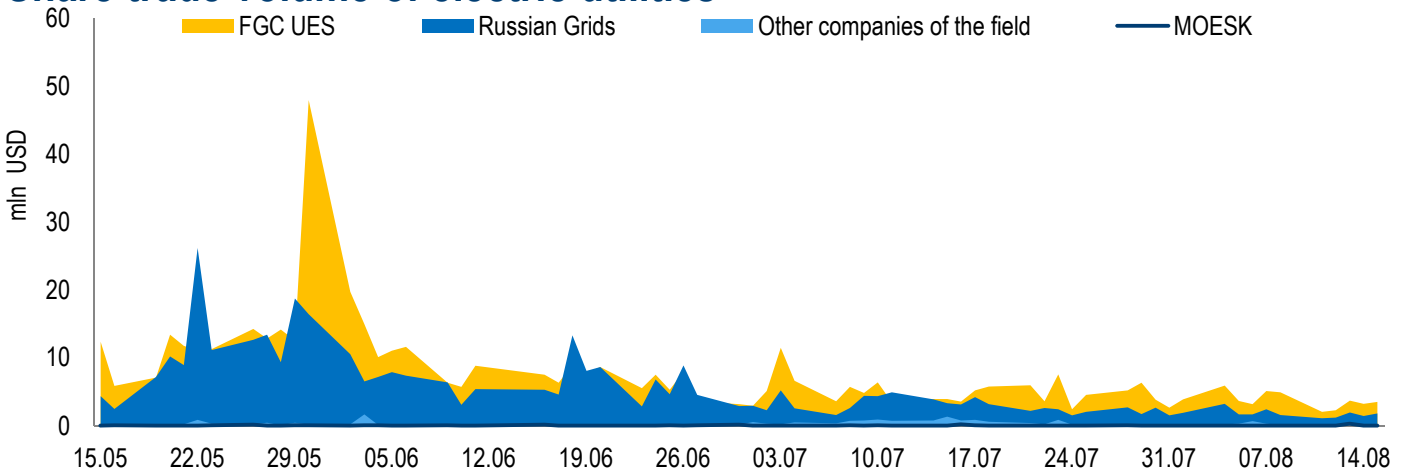




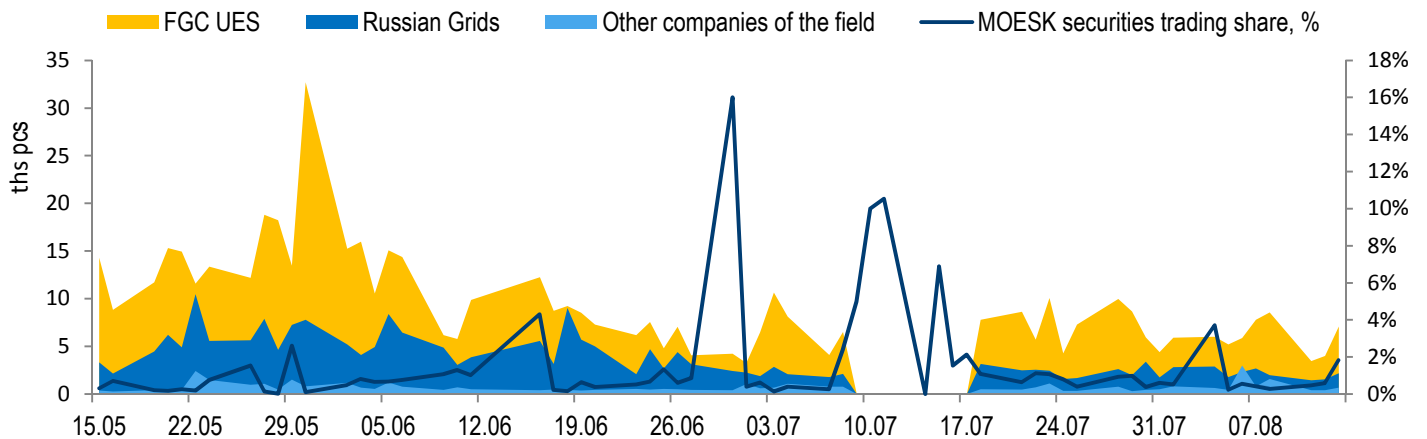
### Electric utilities share trade volume within the week



### Share trade volume of electric utilities (1)



### Number of trades with electric utilities' securities(1)



Note: (1) graph database: FGC UES, Russian Grids, IDGC of Center, IDGC of North-West, IDGC of Urals, IDGC of Siberia, IDGC of Center and Volga Region, IDGC of Volga, IDGC of South, IDGC of Northern Caucasus, LENENERGO, Kubanenergo



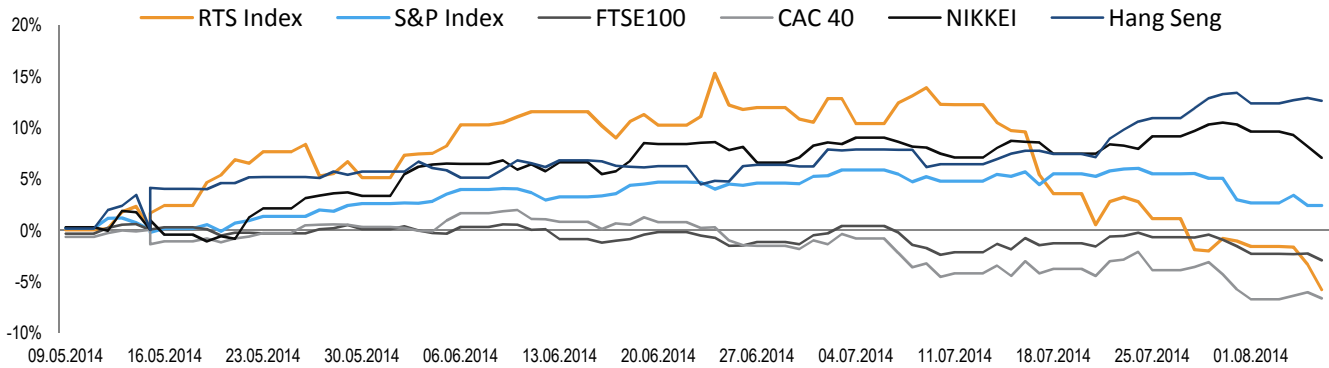
## Consensus estimates of MOESK shares

Company <sup>(1)</sup>	Analyst <sup>(1)</sup>	Recommendation <sup>(1)</sup>	Target price, rub. <sup>(1)</sup>	Potential <sup>(2)</sup>	Date <sup>(1)</sup>
BCS	Igor Goncharov	Hold	1,32	28 %	08/13/2014
Deutsche Bank	Dmitry Bulgakov	Sell	0,92	-11 %	04/03/2014
JPMorgan	Sergey Arinin	Underweight	0,70	-32 %	04/08/2014
Uralsib	Matvei Taits	Hold	1,30	26 %	01/15/2014
Otkritie Capital	Sergey Beiden	Buy	1,46	41 %	07/28/2014
VTB Capital	Mikhail Rasstrigin	Sell	0,92	-11 %	07/10/2014
RMG Securities	Sergei Pigarev	Speculative buy	1,53	48 %	07/28/2014
Gazprombank	Team coverage	Neutral	1,47	42 %	07/11/2014
			<b>Current price</b>	<b>1,033</b>	
			<b>Consensus</b>	<b>1,203</b>	<b>16%</b>

Note: (1) Bloomberg data

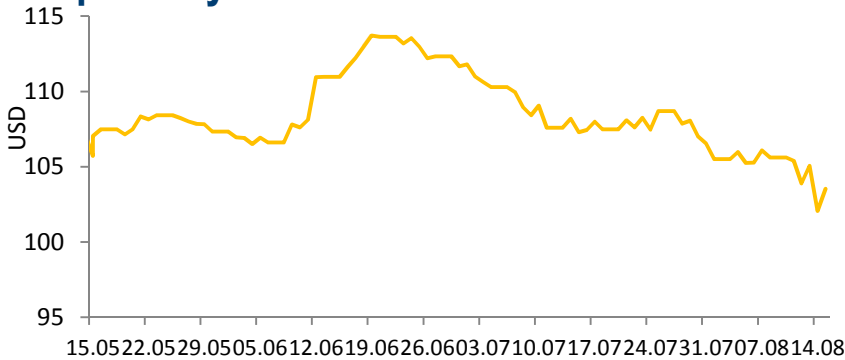
(2) Potential is calculated according to the following formula:  $(\text{target price}/\text{current price}-1)*100$

## Dynamics of main global stock exchange indexes



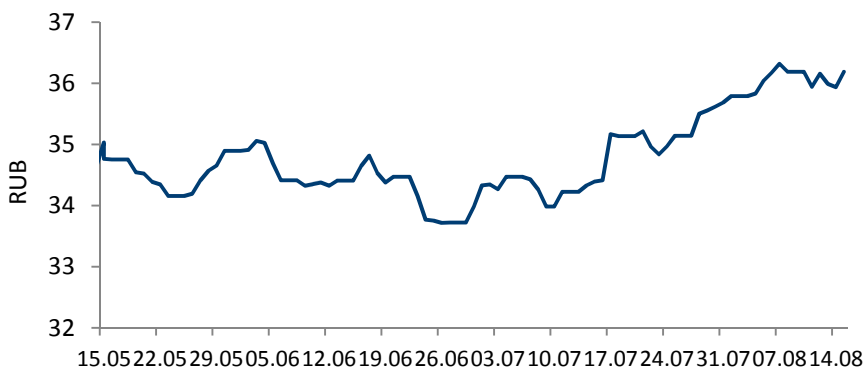
	RTS Index	S&P Index	FTSE100	CAC 40	NIKKEI	Hang Seng
Week	5,27%	1,22%	1,85%	0,64%	3,65%	2,56%
Month	-8,86%	-0,92%	-0,32%	-3,04%	-0,50%	6,37%
3 Months	-0,04%	4,23%	-2,20%	-7,39%	8,15%	14,28%

## Oil price dynamics<sup>(1)</sup>



Oil price change	
Week	-1,98%
Month	-3,50%
3 Months	-2,07%

## USD/RUR currency rate dynamics



USD/RUR currency rate change	
Week	0,00%
Month	5,22%
3 Months	3,30%

Note: (1) Brent oil price



**MOESK**

**Thank you for  
your attention!**

3, bld. 2, 2nd Paveletsky Passage, Moscow, 115114

Tel.: +7 (495) 980 1288,

Fax: +7(495) 585 1451

Investor Relations

Tel: +7 (495) 954 5772, +7 (495) 984 5774

E-mail: [IR@moesk.ru](mailto:IR@moesk.ru)

[www.moesk.ru/en/](http://www.moesk.ru/en/)